

flatthold[®]

Swiss designed climbing holds

North America

Index

Holds

RA	Ravage	4
LL	Lucha Libre	28
CC	Creature of Comfort	70
EF	Electric Flavour	114
DC	Damage Control	141
TK	Tokyo 2020	198
HP	Hyperbole	216
DS	Desert Session	220
SZ	Schmarotzer	224
SL	Slug	228
OR	Organs	234
ORSL	Organ Slug	238
BT	Baby Trash	240
RF	Rustic Flowers	244
PZ	Pizokel	254
MG	Maggot	256
CA	Cailloux	258
FG	Frog	262
B	Bubble	270
N	Nussgipfel	274
BN	Bubble/Nussgipfel	280

Volumes

V.09	Borderline Mini	284
V.08	Jolly Jumper	286
V.07	Borderline	288
V.06	Golden Leaves	290
V.05	Tsunami	292
V.04	Thunderbirds	294
V.03	Elliot Master	296
V.02	Superstar	298
V.01	Revival	300

Technical data

Specificities	306
Color panel	307

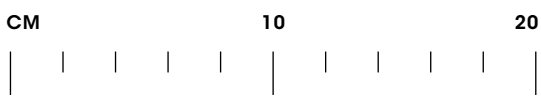
Info

Contact	310
Impressum	310



Ravage

RA1



Holds	4
Size	XL
Difficulty	Moderate
Reference	RA1

RA2



Holds	3
Size	XL
Difficulty	Moderate
Reference	RA2

RA3




Holds	3
Size	XL
Difficulty	Moderate
Reference	RA3

RA4



Holds	6
Size	L
Difficulty	Moderate
Reference	RA4

RA5



Holds	5
Size	XL
Difficulty	Easy
Reference	RA5

RA6



Holds	10
Size	L
Difficulty	Easy
Reference	RA6

RA7



Holds	10
Size	L
Difficulty	Easy
Reference	RA7

RA8



Holds	10
Size	M
Difficulty	Easy
Reference	RA8

RA9



Holds	10
Size	M
Difficulty	Easy
Reference	RA9

RA10



Holds	11
Size	M
Difficulty	Moderate
Reference	RA10

RA11




Holds	10
Size	L
Difficulty	Easy
Reference	RA11

RA12



Holds	12
Size	M
Difficulty	Moderate
Reference	RA12

RA13




Holds	11
Size	M
Difficulty	Moderate
Reference	RA13

RA14




Holds	11
Size	M
Difficulty	Easy/Moderate
Reference	RA14

RA15




Holds	21
Size	S
Difficulty	Moderate
Reference	RA15

RA16




Holds	10
Size	S
Difficulty	Hard
Reference	RA16

RA17



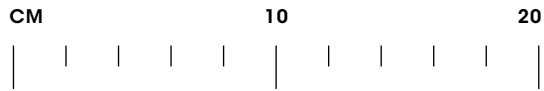
Holds	27
Size	S/XS
Difficulty	Hard
Reference	R17

RA18



Holds	31
Size	XS
Difficulty	Hard
Reference	RA18

Lucha Libre



LL1



Hold	1
Size	XXXL
Difficulty	Moderate
Reference	LL1

LL2



Hold	1
Size	XXXL
Difficulty	Moderate
Reference	LL2

LL3




Hold	2
Size	XXXL
Difficulty	Hard
Reference	LL3

LL4



Holds	3
Size	XXL
Difficulty	Easy
Reference	LL4

LL5



Holds	3
Size	XL
Difficulty	Easy
Reference	LL5

LL6



Holds	10
Size	L
Difficulty	Easy
Reference	LL6

LL7

Holds	21
Size	M
Difficulty	Hard
Reference	LL7

LL8



Holds	2
Size	XXXL
Difficulty	Moderate
Reference	LL8

LL9



Holds	3
Size	XL
Difficulty	Moderate
Reference	LL9

LL10



Holds	6
Size	XL
Difficulty	Moderate
Reference	LL10

LL11



Holds	8
Size	XL
Difficulty	Moderate
Reference	LL11

LL12



Holds	14
Size	S - M - XL
Difficulty	Hard
Reference	LL12

LL13




Holds	15
Size	M
Difficulty	Moderate
Reference	LL13

LL14



Holds	18
Size	S
Difficulty	Hard
Reference	LL14

LL15



Holds	19
Size	S
Difficulty	Hard
Reference	LL15

LL16



Holds	3
Size	XXL
Difficulty	Moderate
Reference	LL16

LL17



Holds	5
Size	XL
Difficulty	Easy
Reference	LL17

LL18



Holds	6
Size	XL
Difficulty	Moderate
Reference	LL18

LL19



Holds	8
Size	XL
Difficulty	Moderate
Reference	LL19

LL20




Holds	7
Size	L
Difficulty	Easy
Reference	LL20

LL21



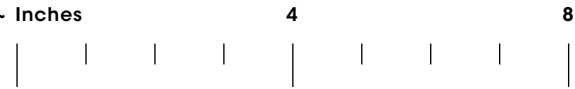
Holds	8
Size	L
Difficulty	Easy
Reference	LL21

LL22



Holds	24
Size	S
Difficulty	Hard
Reference	LL22

Creature of Comfort



CC1



Hold	1
Size	XXXL
Difficulty	Easy
Reference	CC1

CC2

CC3



Hold	1
Size	XXXL
Difficulty	Easy
Reference	CC2



Hold	1
Size	XXXL
Difficulty	Easy
Reference	CC3

CC4

CC5



Hold	1
Size	XXXL
Difficulty	Easy
Reference	CC4

Hold	1
Size	XXXL
Difficulty	Easy
Reference	CC5

CC6




Holds	3
Size	XXL
Difficulty	Easy
Reference	CC6

CC7




Holds	3
Size	XL
Difficulty	Moderate
Reference	CC7

CC8




CC9



Holds	5
Size	XL
Difficulty	Moderate
Reference	CC9

CC10



Holds	15
Size	M
Difficulty	Hard
Reference	CC10

CC11



Holds	5
Size	XL
Difficulty	Moderate
Reference	CC11

CC12




Holds	10
Size	L
Difficulty	Moderate
Reference	CC12



CC13



Holds	20
Size	M
Difficulty	Hard
Reference	CC13



CC14



Hold	1
Size	XXXL
Difficulty	Hard
Reference	CC14

CC15




Hold	1
Size	XXXL
Difficulty	Hard
Reference	CC15

CC16




Hold	1
Size	XXXL
Difficulty	Hard
Reference	CC16

CC17



Holds	3
Size	XXL
Difficulty	Hard
Reference	CC17

CC18



Holds	3
Size	XXL
Difficulty	Easy
Reference	CC18

CC19



Holds	3
Size	XXL
Difficulty	Moderate
Reference	CC19

CC20



Holds	3
Size	XXL
Difficulty	Hard
Reference	CC20

CC21




Holds	3
Size	L
Difficulty	Hard
Reference	CC21

CC22
1/2



Holds	21
Size	M
Difficulty	Hard
Reference	CC22

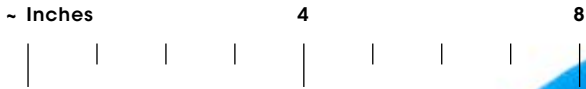
CC22
2/2



Holds	21
Size	M
Difficulty	Hard
Reference	CC22



Electric Flavour



EF1



Holds

114



Electric Flavour

115

Holds	2
Size	XXL
Difficulty	Hard
Reference	EF1

EF2



Holds



Electric Flavour


Holds	4
Size	XXL
Difficulty	Hard
Reference	EF2

EF3



Holds	5
Size	XL
Difficulty	Hard
Reference	EF3

EF4



Holds	10
Size	L / M
Difficulty	Hard
Reference	EF4

EF5



Hold	1
Size	XXL
Difficulty	Easy
Reference	EF5

Holds

120

EF6



Holds	2
Size	XXL / XL
Difficulty	Easy
Reference	EF4

Electric Flavour

121

EF7



Holds	4
Size	XL
Difficulty	Hard
Reference	EF7

EF8




Holds	4
Size	L
Difficulty	Moderate
Reference	EF8

EF9



Holds	10
Size	L
Difficulty	Moderate
Reference	EF9

EF10



Holds	10
Size	M
Difficulty	Moderate
Reference	EF10

EF11



Holds	5
Size	XXL
Difficulty	Easy
Reference	EF11


EF12



Holds	5
Size	XL
Difficulty	Easy
Reference	EF12

Holds


EF13



Holds	5
Size	XL
Difficulty	Easy
Reference	EF13


Electric Flavour

EF14



Holds	5
Size	XL
Difficulty	Easy
Reference	EF14

EF15



Holds	15
Size	L / M
Difficulty	Easy
Reference	EF15


EF16



Holds	15
Size	L / M
Difficulty	Moderate
Reference	EF16

Holds

EF17



Holds	10
Size	M
Difficulty	Easy
Reference	EF17


Electric Flavour

EF18



Holds	10
Size	M
Difficulty	Easy
Reference	EF18

EF19




Holds	15
Size	L / S
Difficulty	Moderate
Reference	EF19

EF20



Holds	20
Size	M / S
Difficulty	Easy
Reference	EF20

EF21



Holds	20
Size	L
Difficulty	Moderate
Reference	EF21

Damage Control



DC1



Holds	2
Size	XXXL / XXL
Difficulty	Medium
Reference	DC1

DC2



Holds	4
Size	XXL
Difficulty	Medium
Reference	DC2

DC3



Holds	5
Size	XXL / L
Difficulty	Hard
Reference	DC3

DC4



Holds	5
Size	XL
Difficulty	Moderate
Reference	DC4

DC5




Holds	3
Size	XXXL / XXL
Difficulty	Moderate
Reference	DC5

DC6



Holds	3
Size	XXL / XL
Difficulty	Hard
Reference	DC6

DC7




Holds	3
Size	XXL
Difficulty	Hard
Reference	DC7

DC8




Holds	2
Size	XXL / XL
Difficulty	Hard
Reference	DC8

DC9




Holds	20
Size	L / M / S / XS
Difficulty	Hard
Reference	DC9

DC10



Holds	29
Size	S / XS
Difficulty	Hard
Reference	DC10

DC11



Holds	33
Size	XS
Difficulty	Hard
Reference	DC11

DC12



Holds	2
Size	XXXL
Difficulty	Moderate
Reference	DC12

DC13



Holds	3
Size	XXL
Difficulty	Easy
Reference	DC13

DC14



Holds	3
Size	XXL
Difficulty	Easy
Reference	DC14

DC15



Holds	3
Size	XXXL
Difficulty	Moderate
Reference	DC15

DC16



Holds	3
Size	XXXL
Difficulty	Moderate
Reference	DC16

DC17



Holds	3
Size	XXL
Difficulty	Moderate
Reference	DC17

DC18



Holds	3
Size	XXL
Difficulty	Easy
Reference	DC18

DC19



Holds	3
Size	XXL
Difficulty	Moderate
Reference	DC19

DC21



Holds	3
Size	XXXL
Difficulty	Easy
Reference	DC21

DC22



Holds	2
Size	XXL
Difficulty	Moderate
Reference	DC22

DC23



Holds	12
Size	XL
Difficulty	Moderate
Reference	DC23

DC24



Holds	1
Size	XXXL
Difficulty	Easy
Reference	DC24

DC25



Holds	5
Size	XXL
Difficulty	Easy
Reference	DC25

DC26



Holds	6
Size	XL
Difficulty	Moderate
Reference	DC26

DC27



Holds	4
Size	XXL
Difficulty	Hard
Reference	DC27

DC28



Holds	15
Size	XL
Difficulty	Easy
Reference	DC28

DC29




Holds	18
Size	L
Difficulty	Easy
Reference	DC29

DC30



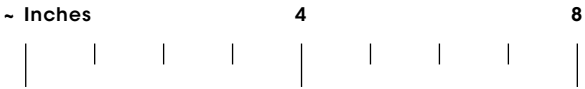
Holds	18
Size	M
Difficulty	Moderate
Reference	DC30

DC31




Holds	30
Size	XS
Difficulty	Hard
Reference	DC31

Tokyo 2020



TK1



Hold	1
Size	XXXL
Difficulty	Moderate
Reference	TK1

TK2



Holds	2
Size	XXL
Difficulty	Hard / Mod.
Reference	TK2


TK3



Holds	3
Size	XL
Difficulty	Moderate
Reference	TK3



TK4




Holds	3
Size	XL
Difficulty	Moderate
Reference	TK4

TK5



Holds	3
Size	XL
Difficulty	Hard
Reference	TK5


TK6



Holds	6
Size	XL
Difficulty	Moderate
Reference	TK6



TK7



Holds	5
Size	L
Difficulty	Hard
Reference	TK7

TK8



Holds	5
Size	L
Difficulty	Hard
Reference	TK8


TK9



Holds	10
Size	L
Difficulty	Mod./Hard
Reference	TK9



TK10




Holds	10
Size	M
Difficulty	Mod./Hard
Reference	TK10

Holds

212

TK11



Holds	20
Size	S/M
Difficulty	Hard
Reference	TK11

Tokyo 2020

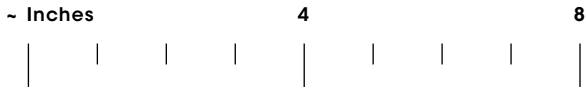
213

TK12



Holds	15
Size	XS
Difficulty	Hard
Reference	TK12

Hyper-bole



HP

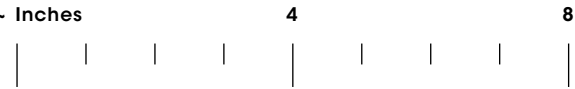


Holds	5
Size	XXL / XL
Difficulty	Hard
Reference	HP





Desert Session



DS



Holds	5
Size	XXL / XL
Difficulty	Hard
Reference	DS

Holds

220



Desert Session

221



Schma- rotzer




SZ1



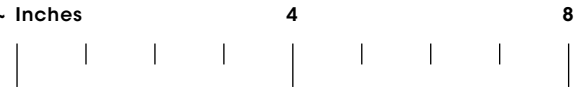
Holds	5
Size	XL
Difficulty	Hard
Reference	SZ1

SZ25



Holds	25
Size	M / S / XXS
Difficulty	Hard
Reference	SZ2

Slug



SL1




Holds

228

Hold	1
Size	XL
Difficulty	Hard
Reference	SL1

SL2



Slug

229

Holds	10
Size	L
Difficulty	Moderate
Reference	SL2

SL3



Holds	10
Size	S
Difficulty	Moderate
Reference	SL3



Organs



OR1

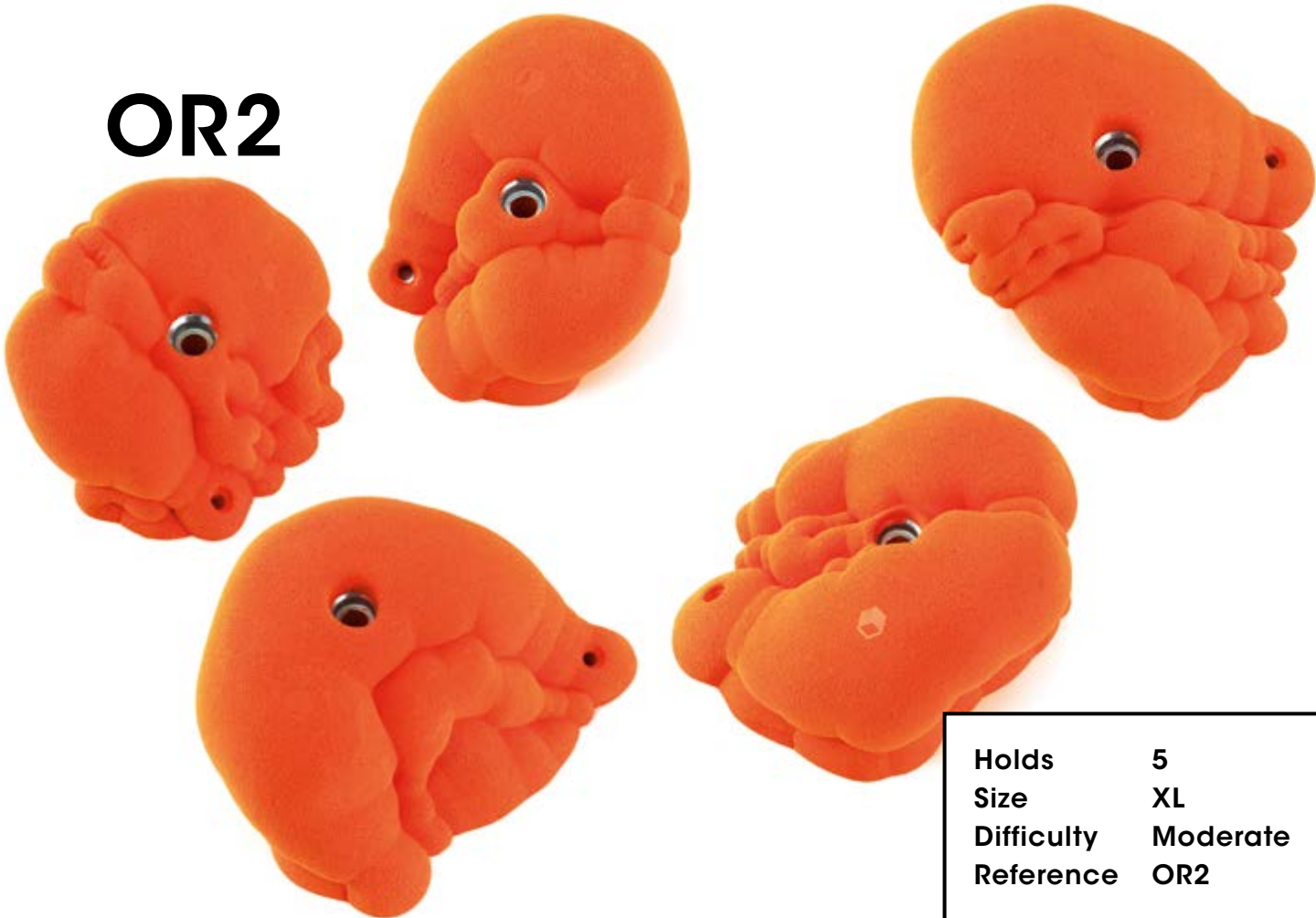


Holds	2
Size	XXL
Difficulty	Easy
Reference	OR1

Holds


234

OR2



Holds	5
Size	XL
Difficulty	Moderate
Reference	OR2

OR3




Holds	10
Size	L
Difficulty	Easy
Reference	OR3

Organs


235

OR4



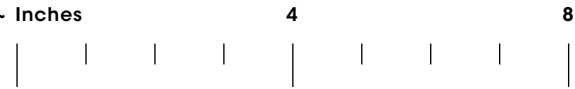
Holds	10
Size	M
Difficulty	Easy
Reference	OR4

OR5




Holds	10
Size	S
Difficulty	Easy
Reference	OR5

Organ/ Slug



ORSL




Holds	20
Size	XS / XXS
Difficulty	Hard
Reference	ORSL

Baby Trash





BT13



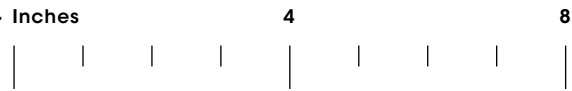
Holds	30
Size	XS
Difficulty	Hard
Reference	BT13

BT46



Holds	30
Size	XS
Difficulty	Hard
Reference	BT46

Rustic Flowers



RF13




Holds	3
Size	XXL / XL
Difficulty	Easy
Reference	RF13

RF45



Holds	10
Size	XL / L
Difficulty	Easy
Reference	RF45


RF6



Holds	5
Size	L
Difficulty	Medium
Reference	RF6

Holds


RF78



Holds	20
Size	M
Difficulty	Mod./ Easy
Reference	RF78

Rustic Flowers

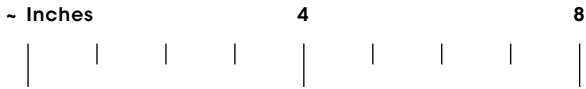
RF911




Holds	30
Size	S
Difficulty	Mod./ Easy
Reference	RF911



Pizokel



PZ



Holds

254



Pizokel

255

Holds	5
Size	XL
Difficulty	Hard
Reference	PZ

Maggot



MG



Holds	5
Size	XL / M
Difficulty	Easy
Reference	MG

Cailloux




CA1




Hold	1
Size	XL
Difficulty	Easy
Reference	CA1

CA2




Holds	5
Size	XL
Difficulty	Easy
Reference	CA2

CA3



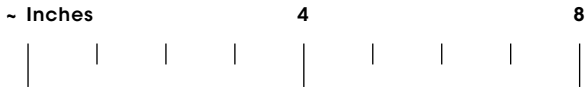
Holds	10
Size	L
Difficulty	Easy
Reference	CA3

CA45




Holds	20
Size	M / S
Difficulty	Easy
Reference	CA45

Frog



FG1





Holds	10
Size	S
Difficulty	Hard
Reference	FG1

Holds

262


Frog

FG24



Holds	30
Size	S
Difficulty	Moderate
Reference	FG24

FG56




Holds	20
Size	XS
Difficulty	Mod./ Hard
Reference	FG56



Bubble

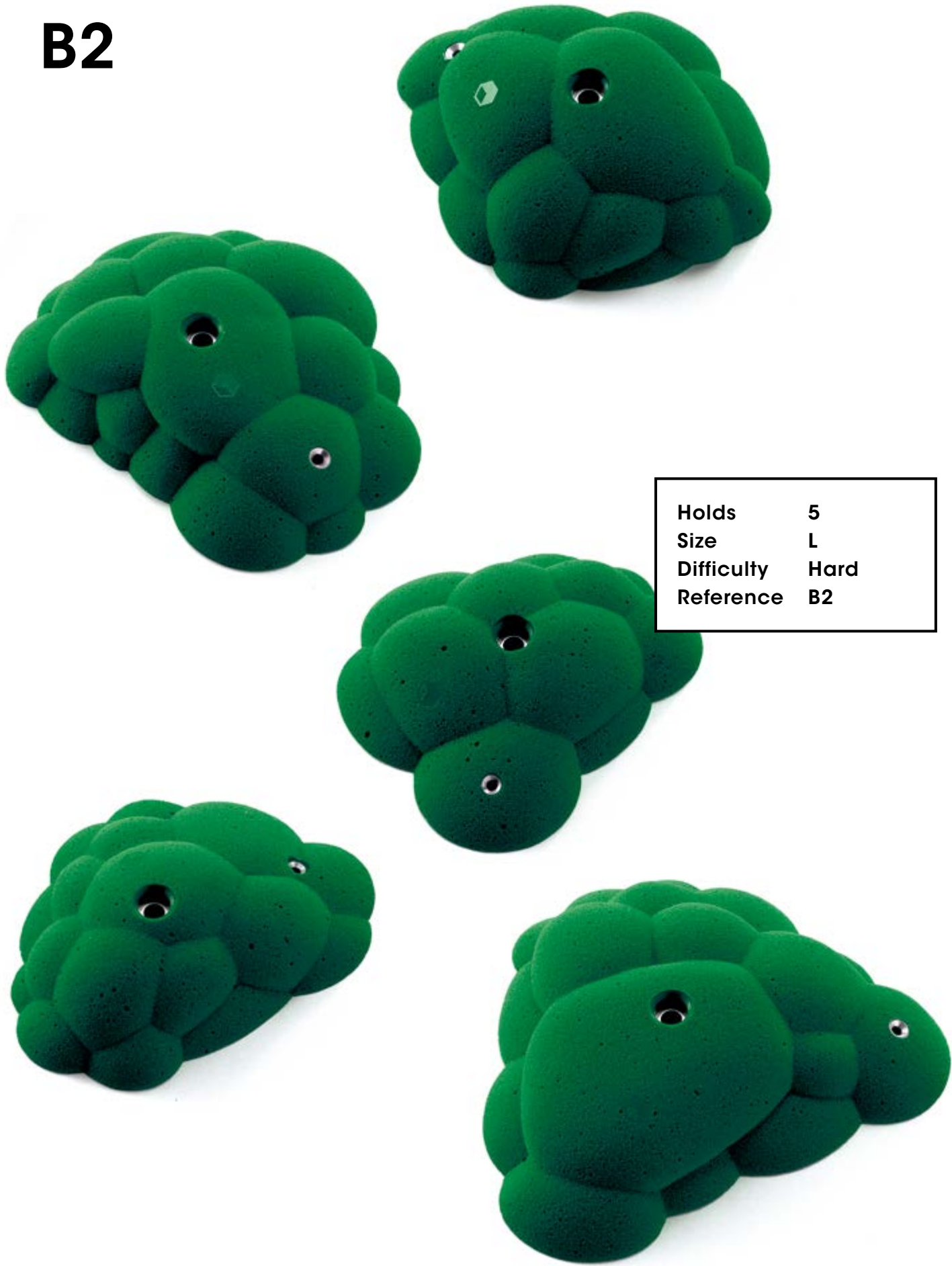


B1




Holds	10
Size	L
Difficulty	Moderate
Reference	B1

B2



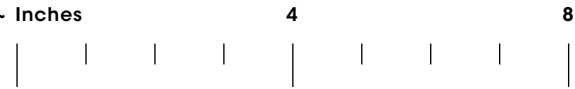
Holds	5
Size	L
Difficulty	Hard
Reference	B2

B3



Holds	10
Size	M
Difficulty	Easy
Reference	B3

Nuss – gipfel




N1




Holds	5
Size	L
Difficulty	Hard
Reference	N1

N2




Holds	10
Size	M
Difficulty	Hard
Reference	N2

Bubble/ Nuss – gipfel



BN43




Holds



Holds	20
Size	S
Difficulty	Hard
Reference	BN43

Bubble / Nussgipfel

BN54



Holds	20
Size	XS
Difficulty	Hard
Reference	BN54



Borderline Mini



CM 10 20

Jolly Jumper



V.08.03 L



V.08.01 L



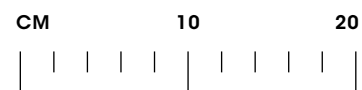
V.08.02 L




V.08.04 L



V.08.05 L



Border- line



V.07.01 L

288




V.07.02 L



V.07.03 M



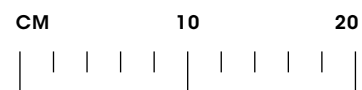
V.07.06 M



V.07.04 M



V.07.05 M




Volumes

Borderline

289


Golden Leaves



V.06.01 L




V.06.02 M



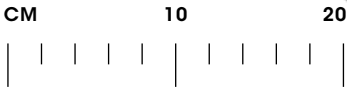
V.06.04 M



V.06.03 M



V.06.05 S



Tsunami



V.05.01 L



V.05.02 L



V.05.03 L



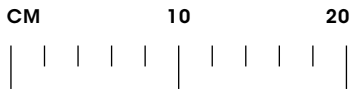
V.05.05 L



V.05.05 L

CM 10 20

Thunder- birds



V.04.01 L



V.04.04 M

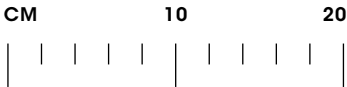


V.04.03 M



V.04.02 L


Elliot Master




V.03.02 M

V.03.01 M

Volumes



V.03.05 M

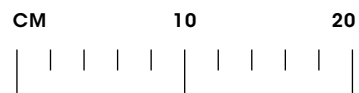


V.03.04 M




V.03.03 M

Super- star



V.02.01 L



V.02.04 S

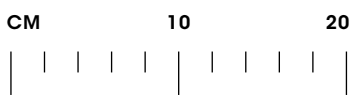


V.02.03 S




V.02.02 M

Revival



V.01.01 M



V.01.04 S



V.01.03 M



V.01.02 M



Holds

About us

Discarded foam holds, silicone molds, half-finished sculptures, plaster, dust... So many reminders that reflect a state of mind founded on an everlasting search for new ideas. The will to explore creative possibilities has led to testing different shapes, trying various materials and mastering molding techniques.

Flathold was born of the encounter between an international route setter and a visual arts student, whose first experience together dates back to 2008. A common goal: to create and develop shapes and grips, to fashion the foam so as to approach the feelings one gets on a natural line. Testing gravity on the grips; imagining the movement possibilities they can offer on a wall; feeling the friction point. Beyond their basic function, the goal is to make the holds aesthetic. A random detail on the sculpture can be what gives harmony to the shape. «Sometimes you know in advance that you will want to make a crimp; after giving a function to the hold, the goal is to try to go a little further than simply offering grip, to give the shape life».

Inspiration starts as trial and error. The sculptor's work that gives life to the different series draws from nature, without attempting to simply copy it. «You start a shape and you let yourself be guided. This is where the random aspect expresses itself in a way that could be described as similar to nature».

These two very different temperaments are what make up the essence of Flathold: friendship and collaboration in a project driven by a constant thirst for innovation.



Material

Flathold holds are produced in the US for North American distribution with the highest quality polyurethane. In collaboration with our production company and our North American distributor, we carefully control the quality of our holds and are proud to offer shapes that will have a long lifespan both on indoor and outdoor climbing walls.

Attachment system

All Flathold hold types (except some special ones from the screw-on range) have a washer set into the bolt-hole as a standard. Most Flathold holds are also equipped with an extra attachment system, or "set-screw" holes, for fixing in place using wood screws. While our European production holds have washers in-set in these holes, our North American production does not, as the material is very strong and we have also minimized the cost without using the washers. We advise our customers to use wood fasteners such as T-25 Torx or Robertson head screws in order to make sure the attachment is optimal.



Hollow back

Most of the holds from size L up are excavated or "hollow-backed." We have designed a custom counter-shape for each of these holds in order to make them lighter. This way, it is easier to handle the larger holds while assembling and removing routes or boulders.

Maintenance

When holds are screwed onto a wall and regularly used, it is common for magnesia and rubber from climbing shoes to dirty them. In the long term, this can affect the grip quality of the grain. We advise our customers to clean holds before using them again and to check their condition after a long period of use.



Plugs

Certain of our larger holds have a screw-in cap for the bolthole. Laurent Laporte devised this system exclusively for Cheeta holds and Flatholds to avoid the use of the bolthole for fingers thus optimising the use of the designed grip. It screws into large threads on the inside of the bolthole and can easily be tightened by hand or with a coin. Additional caps in packs of 15 are available in all the colours in our catalogue.




Volumes

Flathold volumes are made of a mix of polyester resin and fiberglass that is then covered with quartz sand to get a fine texture with good friction. This process allows for very thin, light and strong shapes. The volumes are attached with standard wood screws, but we recommend using flatheads to preserve the flange. The volumes are only available in black.




Yellow

15 - 12



Orange

14 - 01



Red

11 - 12




Green

16 - 16




Pink

11 - 20



Purple

07 - 13



Blue

13 - 01



Black

18 - 00



Contact

Flathold Sàrl

Gurzelenstrasse 7
CH – 2502 Biel / Bienne
info@flathold.com
flathold.com
0041 78 811 00 15

Impressum

Pictures

Antal Thoma [Studio]
antalthoma.ch
Jonas Chapuis [Workshop]
brionebouldering.com

Text

Josette Seydoux
Joseph Barnes [Translation]

Graphic design

Vincent Delachaux
Jérôme Konrad
structo.ch

