

flatthold®

Swiss designed climbing holds

North America

Index

Holds

CC	Creature of Comfort	4
EF	Electric Flavour	26
DC	Damage Control	39
TK	Tokyo 2020	49
HP	Hyperbole	58
DS	Desert Session	60
SZ	Schmarotzer	62
SW	Swissair	64
SL	Slug	65
OR	Organs	68
ORSL	Organs / Slug	70
BT	Baby Trash	71
RF	Rustic Flowers	73
PZ	Pizokel	78
MG	Maggot	79
ZN	Zangengeburt	80
CA	Cailloux	81
RK	Rocklander	83
FG	Frog	85
B	Bubble	89
N	Nussgipfel	91
BN	Bubble / Nussgipfel	93

Volumes

V.07	Borderline	96
V.06	Golden Leaves	97
V.05	Tsunami	98
V.04	Thunderbirds	99
V.03	Elliot Master	100
V.02	Superstar	101
V.01	Revival	102

Technical data


Specificities	104
Color panel	104

Info

Contact	107
Impressum	107



Creature of Comfort



CC1



Hold	1
Size	XXXL
Difficulty	Easy
Reference	CC1

CC2

CC3



Hold	1
Size	XXXL
Difficulty	Easy
Reference	CC2



Hold	1
Size	XXXL
Difficulty	Easy
Reference	CC3

CC4

CC5



Hold	1
Size	XXXL
Difficulty	Easy
Reference	CC4

Hold	1
Size	XXXL
Difficulty	Easy
Reference	CC5

CC6




Holds	3
Size	XXL
Difficulty	Easy
Reference	CC6

CC7



Holds	3
Size	XL
Difficulty	Moderate
Reference	CC7

CC8



Holds	3
Size	XL
Difficulty	Easy
Reference	CC8



CC9




Holds	5
Size	XL
Difficulty	Moderate
Reference	CC9



CC10



Holds	15
Size	M
Difficulty	Hard
Reference	CC10



CC11



Holds	5
Size	XL
Difficulty	Moderate
Reference	CC11

CC12




Holds	10
Size	L
Difficulty	Moderate
Reference	CC12



CC13



Holds	20
Size	M
Difficulty	Hard
Reference	CC13




CC14



Hold	1
Size	XXXL
Difficulty	Hard
Reference	CC14

CC15




Hold	1
Size	XXXL
Difficulty	Hard
Reference	CC15

CC16




Hold	1
Size	XXXL
Difficulty	Hard
Reference	CC16

CC17



Holds	3
Size	XXL
Difficulty	Hard
Reference	CC17

CC18




Holds	3
Size	XXL
Difficulty	Easy
Reference	CC18

CC19



Holds	3
Size	XXL
Difficulty	Moderate
Reference	CC19

CC20



Holds	3
Size	XXL
Difficulty	Hard
Reference	CC20

CC21



Holds	3
Size	L
Difficulty	Hard
Reference	CC21

CC22

1/2




Holds	21
Size	M
Difficulty	Hard
Reference	CC22




CC22

2/2

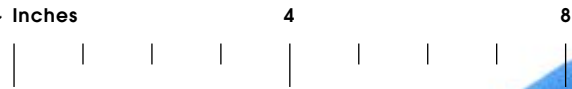


Holds	21
Size	M
Difficulty	Hard
Reference	CC22





Electric Flavour



EF1



Holds

26



Holds	2
Size	XXL
Difficulty	Hard
Reference	EF1

Electric Flavour

EF2



Holds



Electric Flavour


Holds	4
Size	XXL
Difficulty	Hard
Reference	EF2

EF3



Holds	5
Size	XL
Difficulty	Hard
Reference	EF3

EF4



Holds	10
Size	L / M
Difficulty	Hard
Reference	EF4


EF5



Hold	1
Size	XXL
Difficulty	Easy
Reference	EF5

Holds

EF6



Holds	2
Size	XXL / XL
Difficulty	Easy
Reference	EF4

Electric Flavour

EF7



Holds	4
Size	XL
Difficulty	Hard
Reference	EF7

EF8



Holds	4
Size	L
Difficulty	Moderate
Reference	EF8

EF9




Holds



Electric Flavour

Holds	10
Size	L
Difficulty	Moderate
Reference	EF9

EF10



Holds	10
Size	M
Difficulty	Moderate
Reference	EF10

EF11




Holds



Electric Flavour


Holds	5
Size	XXL
Difficulty	Easy
Reference	EF11

EF12




Holds	5
Size	XL
Difficulty	Easy
Reference	EF12

EF13




Holds	5
Size	XL
Difficulty	Easy
Reference	EF13

EF14



Holds	5
Size	XL
Difficulty	Easy
Reference	EF14

EF15



Holds	15
Size	L / M
Difficulty	Easy
Reference	EF15

EF16




Holds	15
Size	L / M
Difficulty	Moderate
Reference	EF16

Holds

36

EF17



Holds	10
Size	M
Difficulty	Easy
Reference	EF17

Electric Flavour

EF18



Holds	10
Size	M
Difficulty	Easy
Reference	EF18

EF19




Holds	15
Size	L/S
Difficulty	Moderate
Reference	EF19

EF20



Holds	20
Size	M / S
Difficulty	Easy
Reference	EF20

EF21



Holds	20
Size	L
Difficulty	Moderate
Reference	EF21

Damage Control



DC1



Holds



Holds	2
Size	XXXL / XXL
Difficulty	Medium
Reference	DC1

Damage Control

DC2



Holds



Damage Control

Holds	4
Size	XXL
Difficulty	Medium
Reference	DC2

DC3




Holds	5
Size	XXL / L
Difficulty	Hard
Reference	DC3

DC4



Holds	5
Size	XL
Difficulty	Moderate
Reference	DC4

DC5



Holds	3
Size	XXXL / XXL
Difficulty	Moderate
Reference	DC5

DC6



Holds	3
Size	XXL / XL
Difficulty	Hard
Reference	DC6

DC7



Holds	3
Size	XXL
Difficulty	Hard
Reference	DC7

DC8



Holds	2
Size	XXL / XL
Difficulty	Hard
Reference	DC8

DC9




Holds



Damage Control

Holds	20
Size	L/M/S/XS
Difficulty	Hard
Reference	DC9

DC10



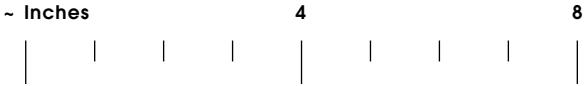
Holds	29
Size	S / XS
Difficulty	Hard
Reference	DC10

DC11




Holds	33
Size	XS
Difficulty	Hard
Reference	DC11

Tokyo 2020




TK1



Hold	1
Size	XXXL
Difficulty	Moderate
Reference	TK1

TK2



Holds	2
Size	XXL
Difficulty	Hard/Mod.
Reference	TK2

TK3



Holds	3
Size	XL
Difficulty	Moderate
Reference	TK3



TK4




Holds	3
Size	XL
Difficulty	Moderate
Reference	TK4

TK5



Holds	3
Size	XL
Difficulty	Hard
Reference	TK5

TK6



Holds	6
Size	XL
Difficulty	Moderate
Reference	TK6


Holds

53



Tokyo 2020

TK7



Holds	5
Size	L
Difficulty	Hard
Reference	TK7

TK8



Holds	5
Size	L
Difficulty	Hard
Reference	TK8


TK9



Holds	10
Size	L
Difficulty	Mod./Hard
Reference	TK9




TK10



Holds	10
Size	M
Difficulty	Mod./Hard
Reference	TK10

TK11



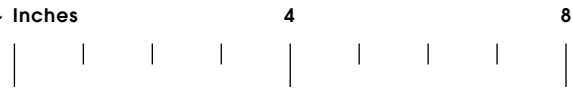
Holds	20
Size	S/M
Difficulty	Hard
Reference	TK11

TK12



Holds	15
Size	XS
Difficulty	Hard
Reference	TK12

Hyper-bole



HP



Holds	5
Size	XXL / XL
Difficulty	Hard
Reference	HP





Desert Session



DS



Holds	5
Size	XXL / XL
Difficulty	Hard
Reference	DS





Schma- rotzer



SZ1




Holds	5
Size	XL
Difficulty	Hard
Reference	SZ1

SZ25



Holds



Schmarotzer

Holds	25
Size	M / S / XXS
Difficulty	Hard
Reference	SZ2

Swissair



SW



Holds



Swissair

Holds	5
Size	XXL / XL
Difficulty	Hard / Easy
Reference	SW

Slug




SL1




Hold	1
Size	XL
Difficulty	Hard
Reference	SL1

SL2



Holds	10
Size	L
Difficulty	Moderate
Reference	SL2

SL3



Holds	10
Size	S
Difficulty	Moderate
Reference	SL3



Organs

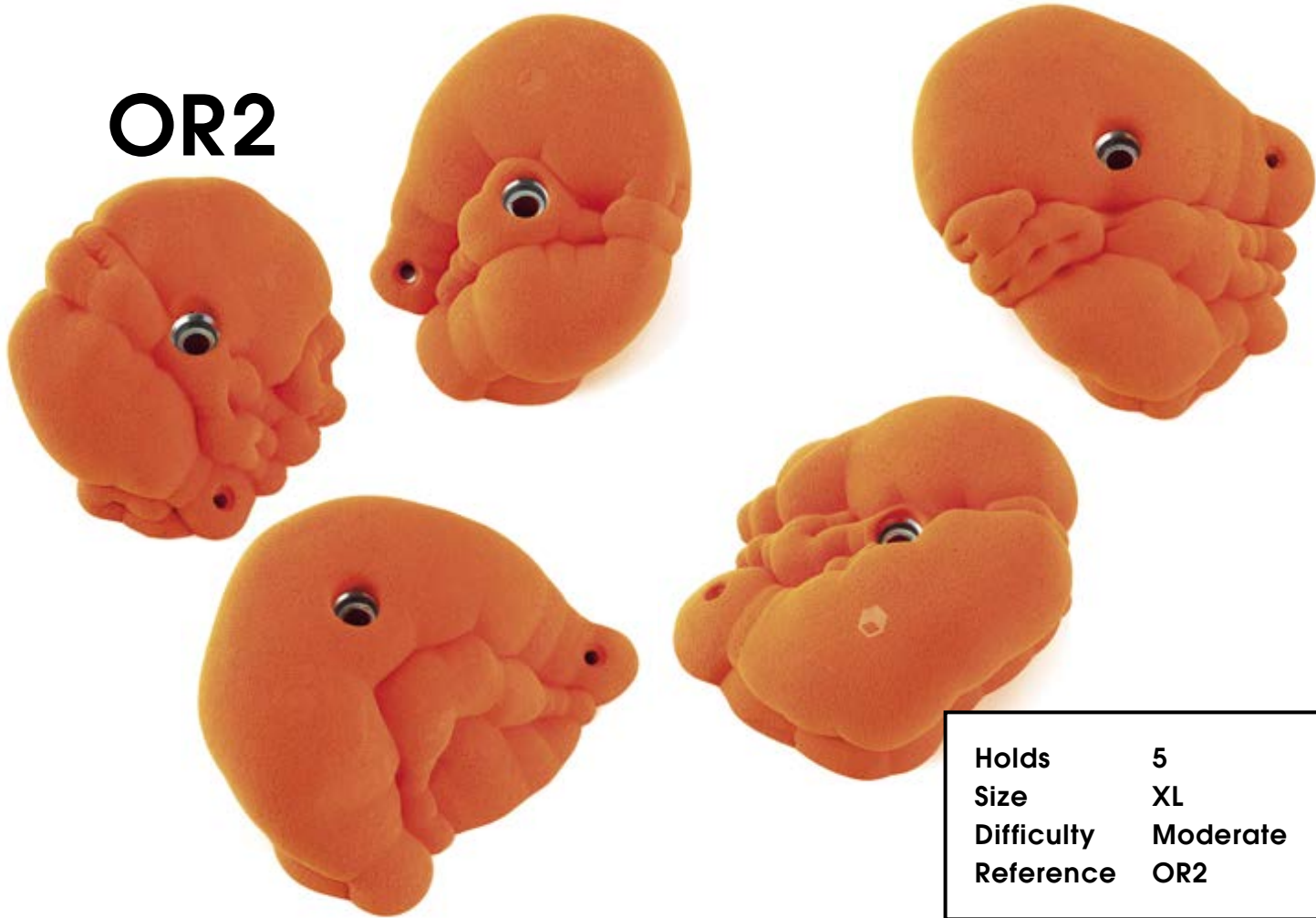


OR1




Holds	2
Size	XXL
Difficulty	Easy
Reference	OR1

OR2




Holds	5
Size	XL
Difficulty	Moderate
Reference	OR2

OR3



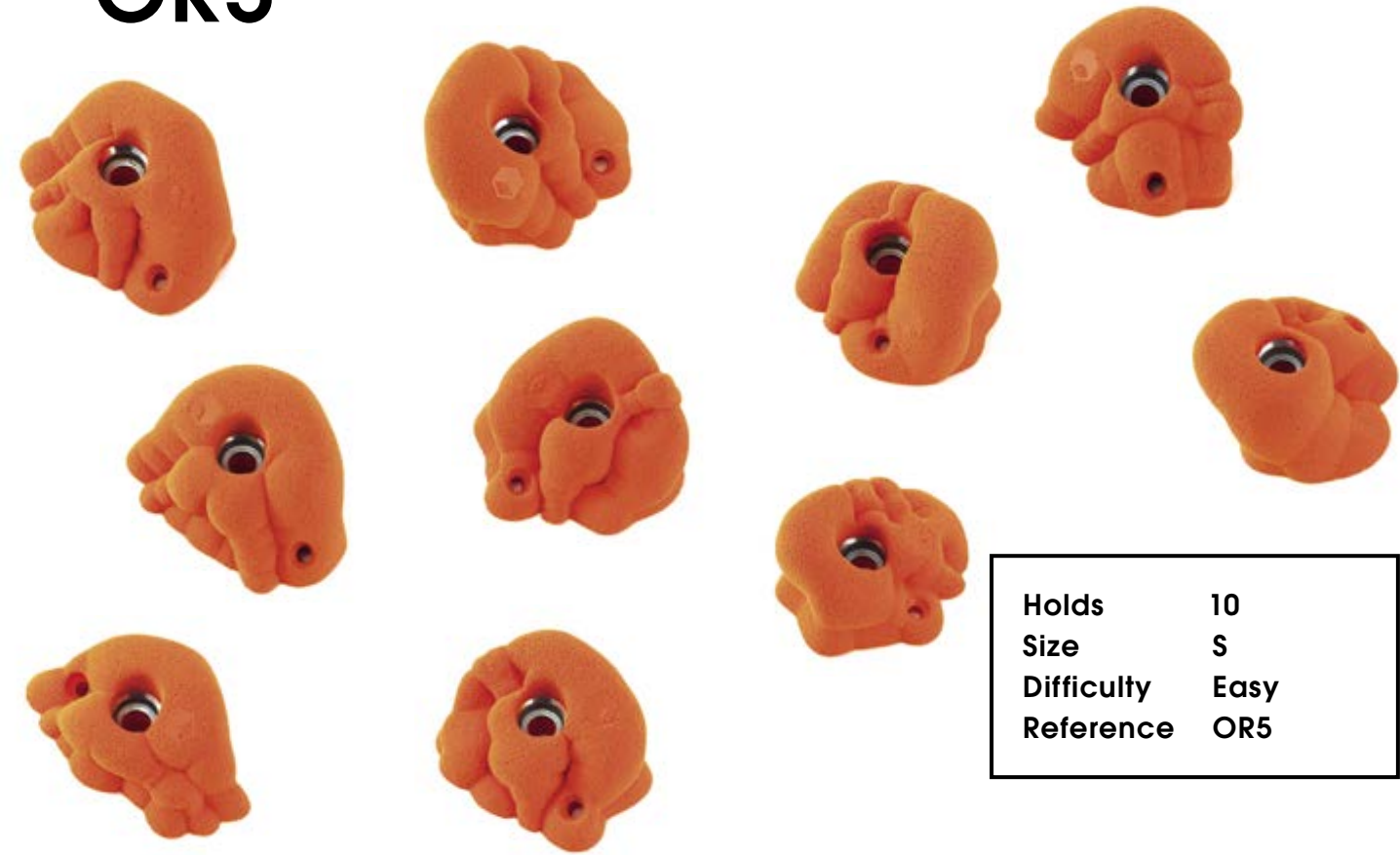
Holds	10
Size	L
Difficulty	Easy
Reference	OR3

OR4



Holds	10
Size	M
Difficulty	Easy
Reference	OR4

OR5



Holds	10
Size	S
Difficulty	Easy
Reference	OR5


Organ/ Slug



Holds

70

ORSL



Holds	20
Size	XS / XXS
Difficulty	Hard
Reference	ORSL

Organ / Slug

Baby Trash



BT13



Holds


71



Holds	30
Size	XS
Difficulty	Hard
Reference	BT13


Baby Trash

BT46



Holds	30
Size	XS
Difficulty	Hard
Reference	BT46

Rustic Flowers



RF13



Holds	3
Size	XXL / XL
Difficulty	Easy
Reference	RF13

RF45




Holds



Rustic Flowers


Holds	10
Size	XL / L
Difficulty	Easy
Reference	RF45

RF6




Holds	5
Size	L
Difficulty	Medium
Reference	RF6

RF78



Holds	20
Size	M
Difficulty	Mod./Easy
Reference	RF78

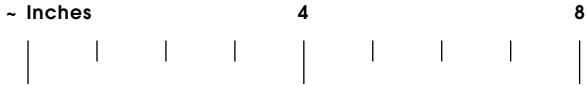
RF911




Holds	30
Size	S
Difficulty	Mod. / Easy
Reference	RF911



Pizokel




PZ



Holds

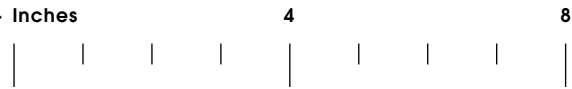
78



Pizokel

Holds	5
Size	XL
Difficulty	Hard
Reference	PZ

Maggot



MG



Holds	5
Size	XL / M
Difficulty	Easy
Reference	MG

Zangen- geburt



ZN



Holds 80



Zangengeburt

Holds	5
Size	XL
Difficulty	Hard / Mod.
Reference	ZN

Cailloux




CA1



Hold	1
Size	XL
Difficulty	Easy
Reference	CA1

CA2




Holds	5
Size	XL
Difficulty	Easy
Reference	CA2

CA3




Holds	10
Size	L
Difficulty	Easy
Reference	CA3

CA45




Holds	20
Size	M / S
Difficulty	Easy
Reference	CA45

Rock- lander




RK12



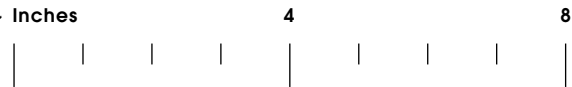
Holds	20
Size	S
Difficulty	Moderate
Reference	RK12

RK35




Holds	30
Size	S
Difficulty	Moderate
Reference	RK35

Frog



FG1




Holds	10
Size	S
Difficulty	Hard
Reference	FG1

Holds

85


Frog

FG24



Holds	30
Size	S
Difficulty	Moderate
Reference	FG24

FG56







Bubble



B1



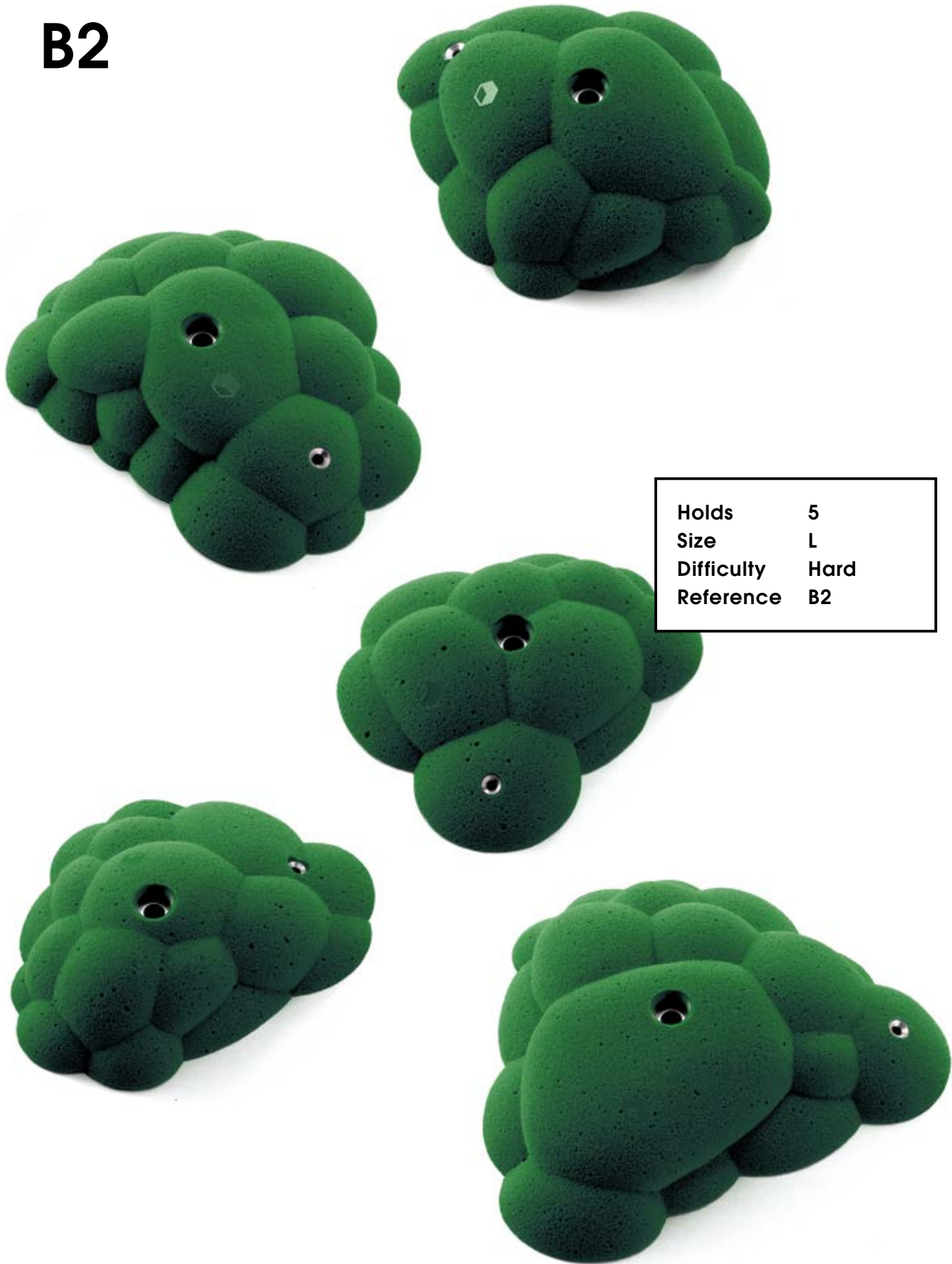
Holds



Bubble


Holds	10
Size	L
Difficulty	Moderate
Reference	B1

B2



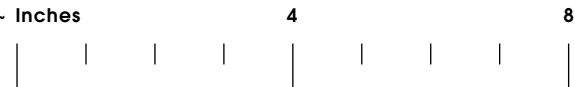
Holds	5
Size	L
Difficulty	Hard
Reference	B2

B3



Holds	10
Size	M
Difficulty	Easy
Reference	B3

Nuss – gipfel




N1



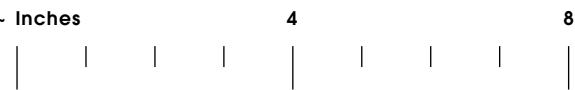
Holds	5
Size	L
Difficulty	Hard
Reference	N1

N2




Holds	10
Size	M
Difficulty	Hard
Reference	N2

Bubble/ Nuss – gipfel




BN43



Holds	20
Size	S
Difficulty	Hard
Reference	BN43


BN54



Holds	20
Size	XS
Difficulty	Hard
Reference	BN54



Border- line



V.07.01 L




V.07.02 L



V.07.03 M



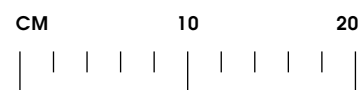
V.07.06 M




V.07.04 M



V.07.05 M




Golden Leaves




V.06.01 L



V.06.02 M



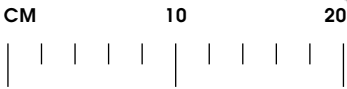
V.06.04 M



V.06.03 M



V.06.05 S



Tsunami



V.05.01 L



V.05.02 L



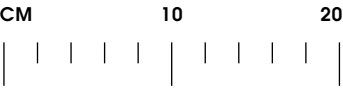
V.05.03 L



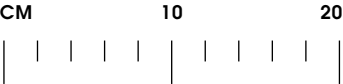
V.05.05 L




V.05.05 L



Thunder- birds



V.04.01 L

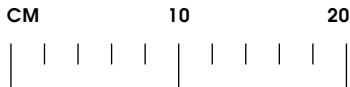


V.04.04 M

V.04.03 M


V.04.02 L

Elliot Master




V.03.02 M

V.03.01 M



V.03.05 M



V.03.04 M




V.03.03 M

Super – star

CM 10 20



V.02.01 L



V.02.04 S

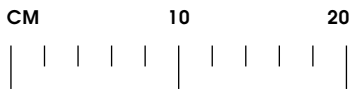


V.02.03 S




V.02.02 M

Revival



V.01.01 M



V.01.04 S



V.01.03 M



V.01.02 M



About us

Discarded foam holds, silicone molds, half-finished sculptures, plaster, dust... So many reminders that reflect a state of mind founded on an everlasting search for new ideas. The will to explore creative possibilities has led to testing different shapes, trying various materials and mastering molding techniques.

Flathold was born of the encounter between an international route setter and a visual arts student, whose first experience together dates back to 2008. A common goal: to create and develop shapes and grips, to fashion the foam so as to approach the feelings one gets on a natural line. Testing gravity on the grips; imagining the movement possibilities they can offer on a wall; feeling the friction point. Beyond their basic function, the goal is to make the holds aesthetic. A random detail on the sculpture can be what gives harmony to the shape. «Sometimes you know in advance that you will want to make a crimp; after giving a function to the hold, the goal is to try to go a little further than simply offering grip, to give the shape life».

Inspiration starts as trial and error. The sculptor's work that gives life to the different series draws from nature, without attempting to simply copy it. «You start a shape and you let yourself be guided. This is where the random aspect expresses itself in a way that could be described as similar to nature».

These two very different temperaments are what make up the essence of Flathold: friendship and collaboration in a project driven by a constant thirst for innovation.



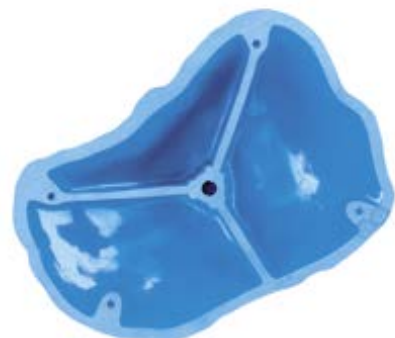
Material

Flathold holds are produced in the US for North American distribution with the highest quality polyurethane. In collaboration with our production company and our North American distributor, we carefully control the quality of our holds and are proud to offer shapes that will have a long lifespan both on indoor and outdoor climbing walls.

Attachment system



All Flathold hold types (except some special ones from the screw-on range) have a washer set into the bolt-hole as a standard. Most Flathold holds are also equipped with an extra attachment system, or “set-screw” holes, for fixing in place using wood screws. While our European production holds have washers in-set in these holes, our North American production does not, as the material is very strong and we have also minimized the cost without using the washers. We advise our customers to use wood fasteners such as T-25 Torx or Robertson head screws in order to make sure the attachment is optimal.



Hollow back

Most of the holds from size L up are excavated or “hollow-backed.” We have designed a custom counter-shape for each of these holds in order to make them lighter. This way, it is easier to handle the larger holds while assembling and removing routes or boulders.

Maintenance

When holds are screwed onto a wall and regularly used, it is common for magnesia and rubber from climbing shoes to dirty them. In the long term, this can affect the grip quality of the grain. We advise our customers to clean holds before using them again and to check their condition after a long period of use.



Plugs

Certain of our larger holds have a screw-in cap for the bolthole. Laurent Laporte devised this system exclusively for Cheeta holds and Flatholds to avoid the use of the bolthole for fingers thus optimising the use of the designed grip. It screws into large threads on the inside of the bolthole and can easily be tightened by hand or with a coin. Additional caps in packs of 15 are available in all the colours in our catalogue.




Volumes

Flathold volumes are made of a mix of polyester resin and fiberglass that is then covered with quartz sand to get a fine texture with good friction. This process allows for very thin, light and strong shapes. The volumes are attached with standard wood screws, but we recommend using flatheads to preserve the flange. The volumes are only available in black.




Yellow

15 - 12




Orange

14 - 01




Red

11 - 12



Green

16 - 16




Pink

11 - 20



Purple

07 - 13



Blue

13 - 01



Black

18 - 00



Contact

Flathold Sàrl

Gurzelenstrasse 7
CH – 2502 Biel / Bienne
info@flathold.com
flathold.com
0041 78 811 00 15

Impressum

Pictures

Antal Thoma (Studio)
antalthoma.ch
Jonas Chapuis (Workshop)
brionebouldering.com

Text

Josette Seydoux
Joseph Barnes (Translation)

Graphic design

Vincent Delachaux
Jérôme Konrad
structo.ch

